



***Dedicated
to Reducing
Pesticides***

Unit 5 Section 2 Lesson 1: Restaurant for Roaches

Focus Areas: Pest Control: Cultural; Science, Language Arts

Focus Skills: understanding cause and effect, drawing conclusions, applying problem-solving techniques

Objective

To understand the ways to prevent cockroach invasions

Essential Question

What can be done to prevent cockroaches from invading homes?

Essential Understandings

- Cleaning up spills and crumbs, storing food in covered containers, and plugging cracks and spaces will help discourage cockroaches.
- Avoiding letting paper and cardboard collect will help control roaches.

Background

Cockroaches have lived on the Earth since before the dinosaurs and are one of the most common household pests! Even the cleanest homes can have a roach problem, but there are a lot of easy ways to discourage roaches from invading your space without resorting to chemical traps and sprays. Roaches haven't survived for millions of years by being finicky eaters. They eat almost anything, including glue and soap!! Like all living things, they need water and will die without it in seven days. However, even a drop is enough to keep them alive! Therefore, people should clean up all food and water sources immediately, no matter how small.



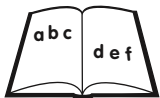
University of
Connecticut
College of Agriculture
and Natural Resources
Cooperative Extension System



Unit 5 Section 2 Lesson 1: Restaurant for Roaches

Baseboard cracks as thin as a dime can be a gateway for roaches. They can also hitch rides in grocery bags and boxes as well! They spend their life in hiding but reproduce quickly, so keeping them out in the first place is a top priority. Check bags, get rid of boxes and newspapers, seal all the openings around baseboards and pipes and a potential pest problem can be eliminated.

Vocabulary



cockroach

an insect pest that can set up a home in your space if food, shelter, and water are available

insect control

actions you can take and tools you can use to control pest problems

Logistics



Time: 30 minutes

Group Size: 5 to 30

Space: an area for comfortable seating

Materials



Handouts and Overheads 1: "Kitchen,"

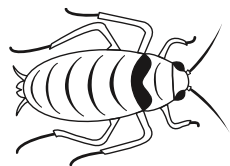
2: "Bathroom," 3: "Living Room" *

Handout 4 "Take Home Menu - Fact Sheet for Roaches" *

Izzy puppet *

the *IPM Song* *

white 3" x 5" index cards





Unit 5 Section 2 Lesson 1: Restaurant for Roaches

* single copy provided

Preparation



1. Read the **Background** provided.
2. Make copies of Handouts 1, 2, 3.
3. Set up the overhead projector.

Activity



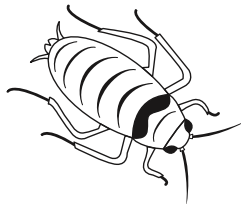
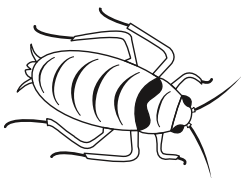
Introduction

1. Print the word “**COCKROACH**” so the children can see it. Say it. Spell it, and have children repeat it.
2. Have the children print the word **cockroach** on lined paper.
3. Assign the children to bring their paper home and have an adult write three sentences or word phrases that come to mind when they hear the word “**cockroach.**”

Involvement

1. Share the results of the homework and list the responses on the board or on chart paper.
2. Use Izzy to introduce the following concepts:
 - a. Cockroaches need a source of food, water, and shelter to live.
 - b. Cockroaches are able to live in almost any environment.
 - c. Even clean homes may provide enough food, water and shelter for cockroaches to survive!

Note: Use Handout 4, “Take Home Menu - Fact Sheet for Roaches” to guide the children to understanding.





Unit 5 Section 2 Lesson 1: Restaurant for Roaches

3. Display the overheads of the various rooms and ask the children to pinpoint the sources of food, water, and shelter for roaches.
Note: A 3" x 5" index card held in front of a portion of the projected overhead will produce a 3D effect and help the children focus on potential problems.
4. Distribute Handouts 1, 2, and 3 and instruct the children to put an **X** on the food sources and an **O** on the water sources for roaches. Discuss their choices and ask where roaches might hide in each room.

Follow Up

1. Brainstorm what children think they can do to discourage roaches from living in their homes. (Eat only at the table, clean up crumbs, cover leftovers...even pet food, don't leave counters wet, rinse the sink after toothbrushing, put the cap on the toothpaste, take out the garbage)
2. Sing verse 2 of the *IPM Song*. Izzy sings line 1. The children repeat by singing line 2. Izzy sings lines 3 and 4. Everyone sings line 5...repeat!

When roaches in the kitchen make you cry...IPM (IZZY)

When roaches in the kitchen make you cry...IPM (ALL)

When roaches make you cry (IZZY)

Remove their food supply (IZZY)

That's the better way, use IPM (ALL)

Distribute copies of Handout 4, "Take Home Menu - Roach Facts" for children to share with their parents (but not at mealtime!).

